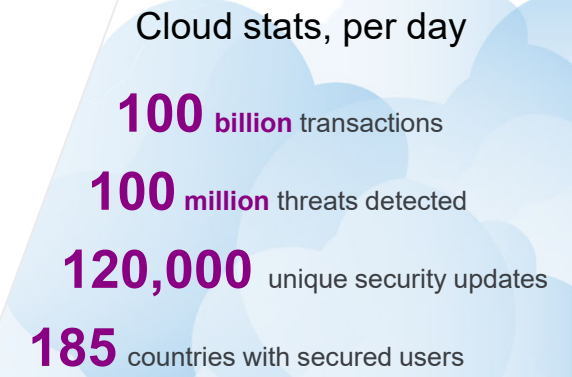
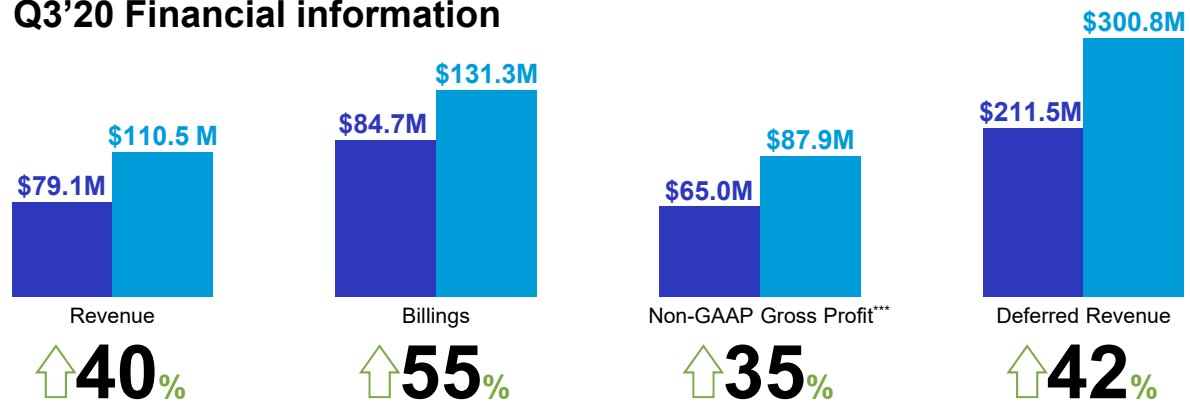


Q3'20 Financial information




More than 3,900 customers**

OVER 400 OF THE FORBES 2019 GLOBAL 2000**

- 8 of the top 10 conglomerates
- 5 of the top 8 medical equipment and supplies
- 4 of the top 8 oil and gas operations
- 5 of the top 5 household products and personal care
- 3 of the top 5 diversified insurance
- 7 of the top 11 food retail

Q3'20* Revenue by region



* Fiscal 3rd quarter ended April 30, 2020
 ** Based on fiscal 2019 year ended July 31, 2019
 *** Gross profit is presented on a non-GAAP basis. Reconciliation between GAAP and non-GAAP financial measures and key performance measures are provided in the tables of the Q3'20 press release.