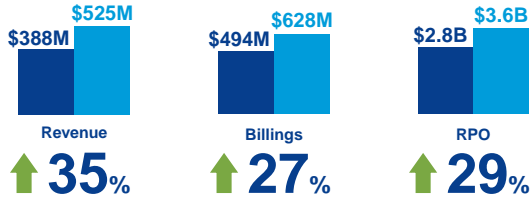


Fiscal Q2'24 Financial Information



"We delivered strong Q2 results, with billings, revenue and operating profit all coming in above our guidance as customer interest in the Zscaler Zero Trust Exchange platform remains high."

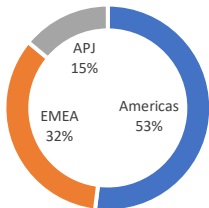
Jay Chaudhry
Chairman and CEO of Zscaler

Growth in Large Enterprise Customers

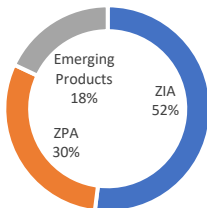


FY'23 Other Key Metrics

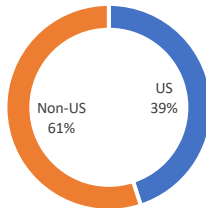
Global Presence % of Revenue



Platform Adoption % of Net New ACV



Employees¹ % in US vs Non-US



\$72B+ Market Opportunity

335M Users³

+

150M Workloads³

Driving customer value at an unparalleled scale



41M+ Licensed seats²



>150 Data centers globally



390B+ Transactions per day >20x Google⁴



>70 NPS vs. 30 SaaS Company Avg.



Market Leader
Gartner Security Service Edge (SSE) Magic Quadrant



9B+ Security incidents & policy violations prevented per day

1) Total employees of 5,962 as of the end of FY'23.

2) As of FY'23 ended July 31, 2023.

3) Based on Zscaler's analysis of worldwide organizations with >2,000 employees per company and employee data from ZoomInfo. Workload is based on Zscaler's analysis of workload market forecast for 2020 from 650 Group.

4) Google's daily search requests are based on estimates from ardorseo.com and internetlivestats.com.

5) Non-GAAP operating margin is defined as GAAP operating margin, excluding stock-based compensation expense and related payroll taxes and amortization expense of acquired intangible assets.